

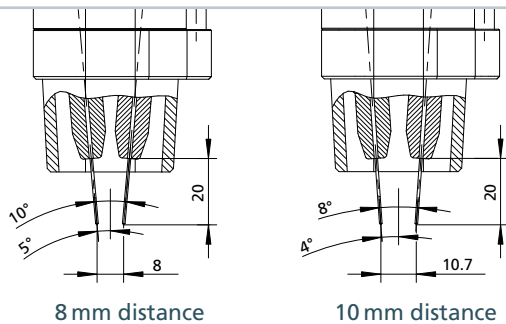
## TBi TD 20F / TD 22F MIG/MAG Tandem Welding Torch

Efficient 3-circuit water cooling system

Attractively priced consumables

High TCP precision

### Distance between wire electrodes



### Technical data

#### Tandem welding torch TBi TD 20F / TD 22F

Rating at 100% duty cycle (10 min. cycle)	2 x 550 A
- Mixed gas:	
Cooling method	3-circuit water cooling
Wire diameter	1.0 – 3.2 mm
Gas flow	30 l/min
Blow-out function	max. 10 bar, protective gas channel separated by check valve
Weight (without cables)	approx. 2.8 kg
Technical specification	according to IEC 60974-7
Options	- wire run-in button on the torch - Push-pull system

Torch rating will be reduced when using pulsed-arc power sources. For heavy-duty use of the torch, it is highly recommended to use 3 separate water coolers, or a refrigerator unit.

### Ordering information (complete torches)

Connection Euro-RWZ, 0° bent

Connection Euro-RWZ, 22° bent

8 mm distance between wire electrodes

10 mm distance between wire electrodes

TBi TD 20F8 - 042P5805\_\_\*

TBi TD 20F10 - 042P3805\_\_\*

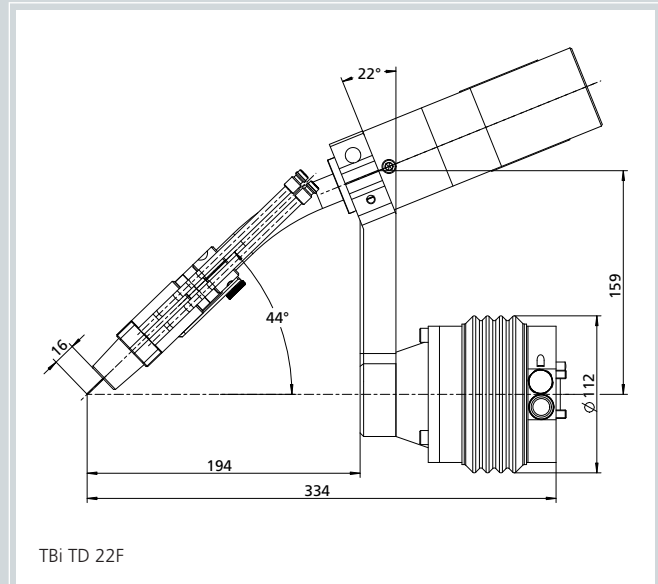
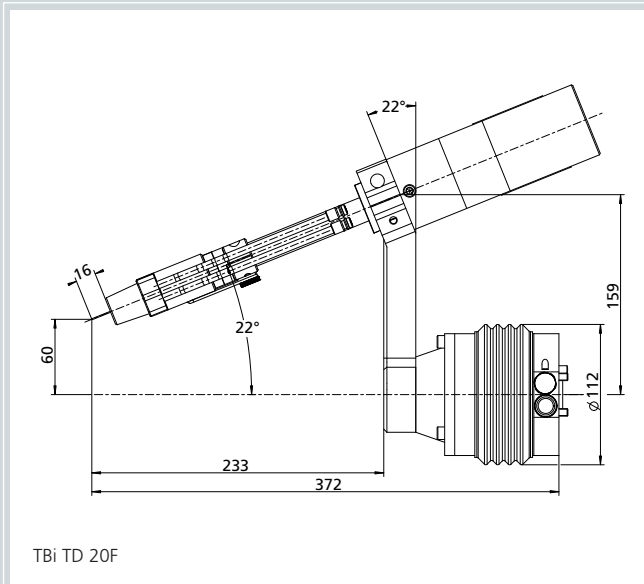
TBi TD 22F8 - 042P6805\_\_\*

TBi TD 22F10 - 042P4805\_\_\*

\* At the blank, please insert the required cable length in decimeters, e.g. 12 for 1.2 m length.




## Torch mounts



Torch mount 22° bent for TBi TD 20F and TBi TD 22F, incl. screws

Part No.: 536P101700

## Consumables



Pos. Description Part. No.

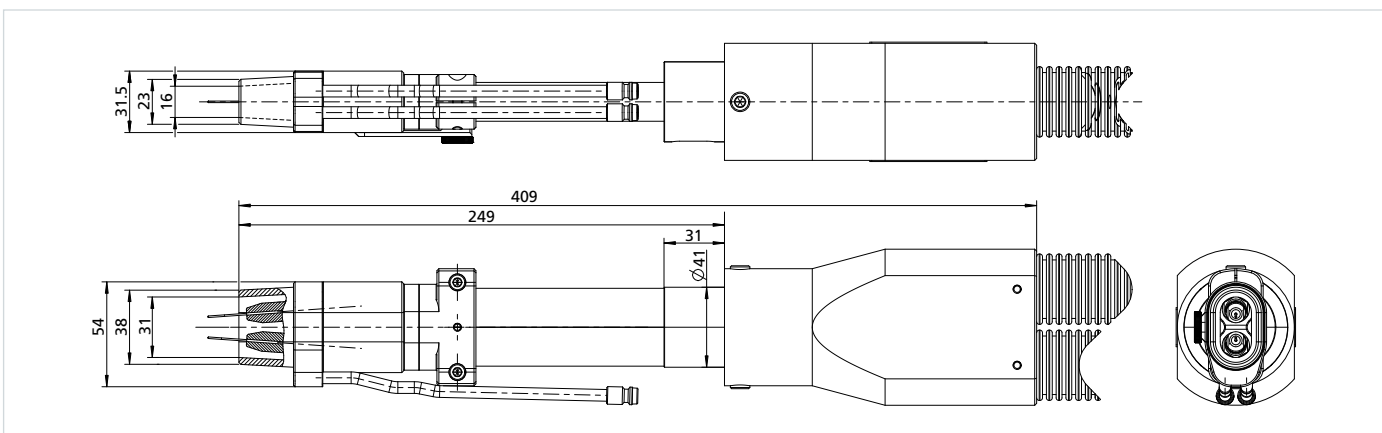
### Consumables and spare parts

10	Gas nozzle, water cooled, NW 23x38, cpl.	042P101033
20	Contact tip M8x30, CuCrZr	343P__3262*
30	Tip holder M8, L=34, CuCrZr	342P008042
40	Insulator	042P102087
41	Cylinder head screw DIN 912, M3x22	109P091248
42	O-ring	365P020030
50	Insulator ceramic, TBi TD 20F8/22F8	346P014442
50	Insulator ceramic, TBi TD 20F10/22F10	346P014342

### Wire Guides

▶	Liner w/ insulation orange (x.40 m) for wire 1.6-2.0	324P2863_4*
-	Liner w/ insulation black (x.40 m) for wire 1.6-2.4	324P3570_4*
-	Liner w/ insulation grey (x.40 m) for wire 2.4-3.2	324P4570_4*

## Dimensions



▶ = Standard equipment

\* At the blank, please insert suitable information for wire diameter or wire guide length, e.g. 08 for 0.8 mm or 3 for 3 m.

© 2011 TBi Industries GmbH. All rights reserved. Subject to change without notice. Warranty only when using original TBi consumables and spare parts. Excerpts and reprints not permitted. Nr. DOKP142022, 10/2011.

TBi Industries GmbH  
Ruhberg 14  
D-35463 Fernwald-Steinbach  
P.O. Box 67  
D-35461 Fernwald-Steinbach

Tel. + 49 6404 9171-0  
Fax. + 49 6404 9171-40  
Internet: www.tbi-industries.com  
E-mail: info@tbi-industries.com